












Model	A	B	C						
	cm	cm	cm	cm	RPM	A mm	B mm	V m/s	HP
NEFL95	577	108.5	691	90	1867	76	282	27.6	30
NEFL115		128.5		110					
NEFL135		148.5		130					
NEFL155		168.5		150					

Model							
	N	N	PTO	CAT	N	Kg	Hp
NEFL95	24	12	540	I	2	142	15-35
NEFL115	32	16			2	155	
NEFL135	36	18			3	170	
NEFL155	44	22			3	187	